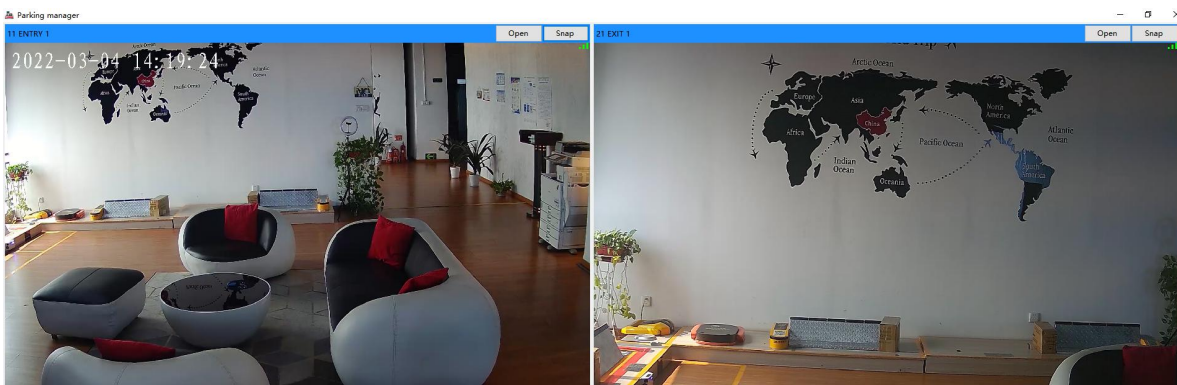
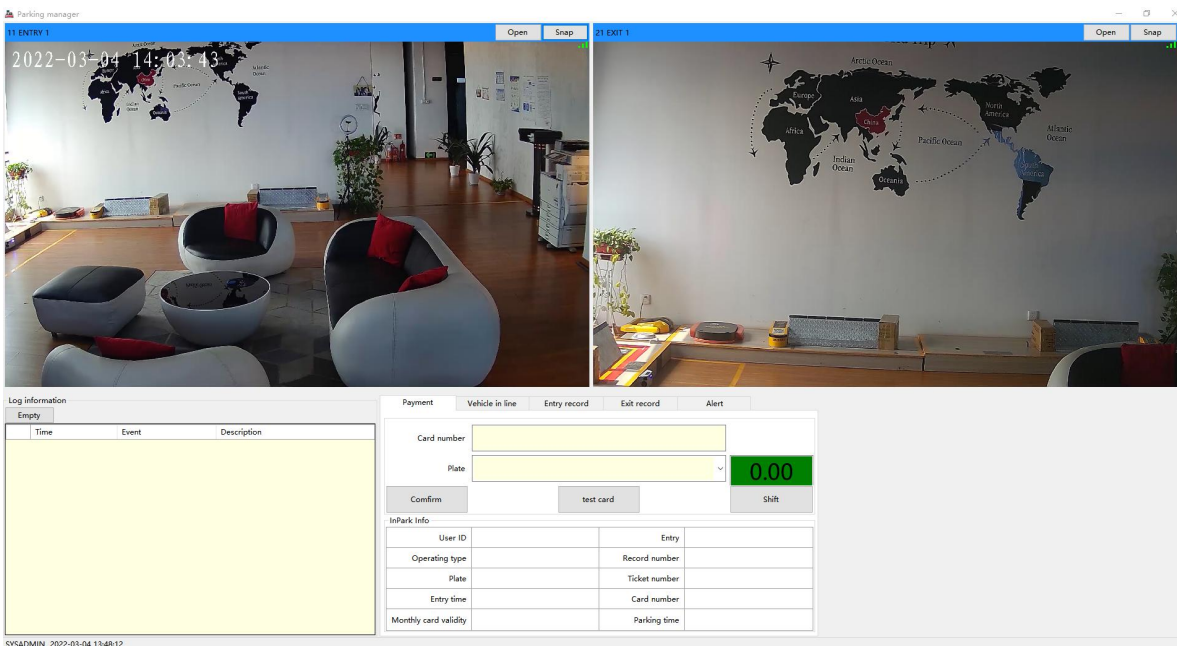
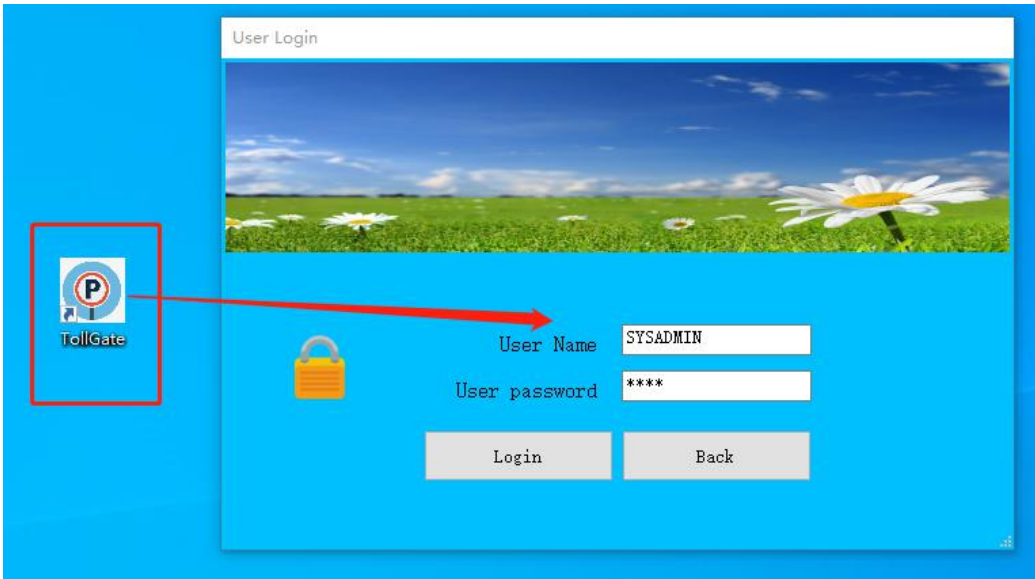


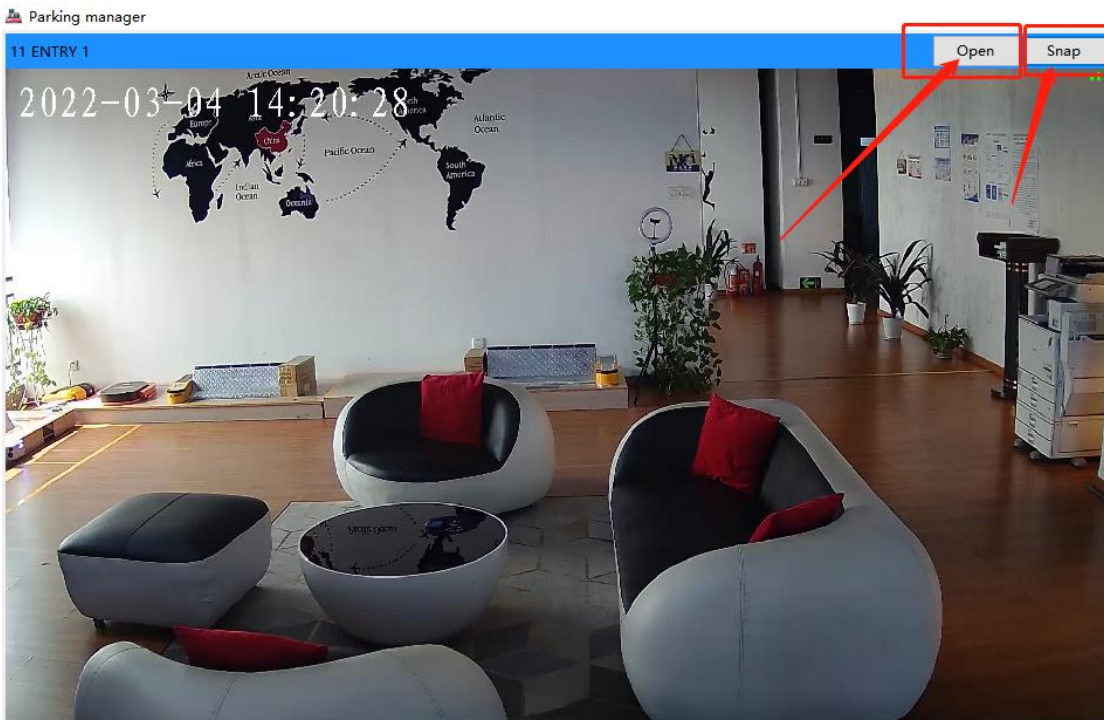
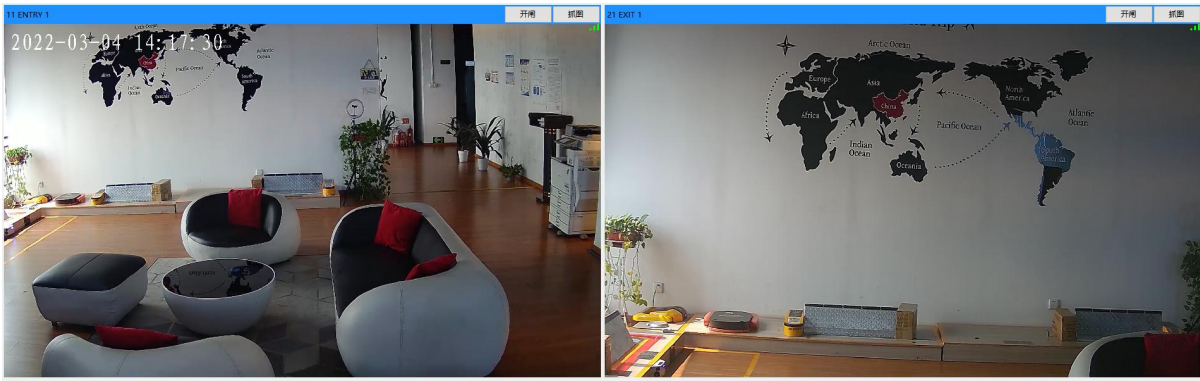
# Toll Software Manual

1. Double click "TollGate" to open login interface, input account ID and password, click "Login" to enter real-time monitoring interface.



## 2. Function Introduction

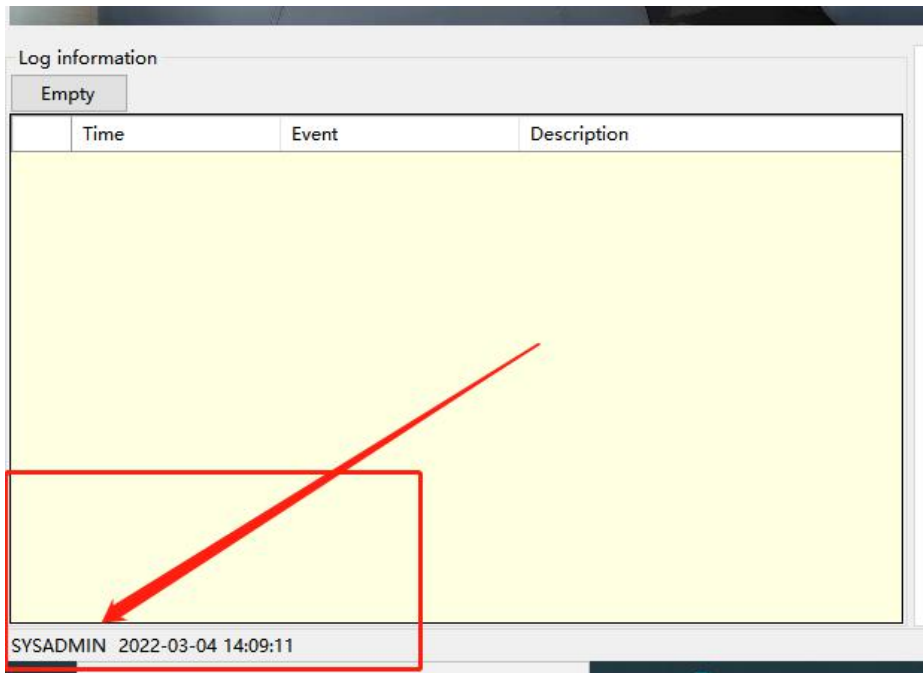
### Real-time monitor interface



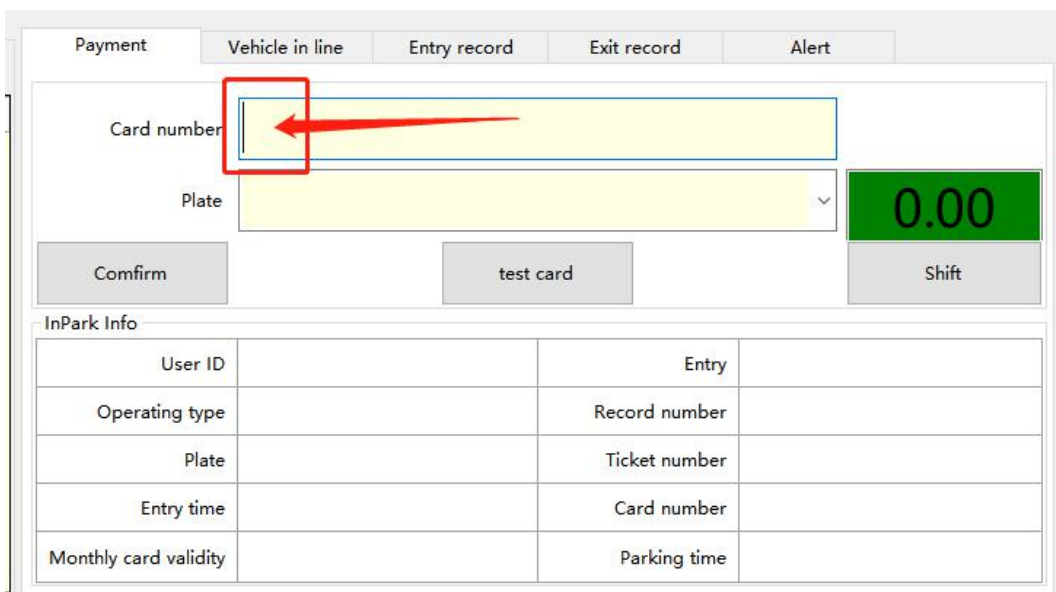
Click “open” to open corresponding barrier gate remotely. Click “Snap” to capture current plate No. and recognize it ( Only for LPR system), if it’s VIP plate No., corresponding barrier gate will open.

## Operator on duty

We can see current operator name from left bottom, see below picture.



Mouse cursor should be put in card number when scan ticket. (If ticket No. failed to scan, you can input ticket No. manually and then press "enter" on keyboard. Entry information and payment information will be displayed after scan.



Charge

User ID

Operating type QR Code

Plate

Entry ENTRY 1

Entry time 2022/3/3 08:30:07

Parking time 2Day 2Hours 55Minutes 19Second


Record number 20220303083006086\_111

Card holder

Monthly card

Payment amount **2850**

Cash



For LPR software, plate No. which can't be recognized or recognized wrongly will be put on waiting list. It will be released after correcting plate No.

SN#	Entry	Time			

Paying vehicle in line

SN#	Entry	Time	device_id	in_time	

## Entry/exit parking records

Payment	Vehicle in line	Entry record	Exit record	Alert
	SN#	Entry	Time	
▶ 1	test		2022-03-03 08:29:59	
2	20220303083006086_111	ENTRY 1	2022-03-03 08:30:07	
3	20220303083002938_111	ENTRY 1	2022-03-03 08:30:04	
4	20220303082959971_111	ENTRY 1	2022-03-03 08:30:01	
5	20220303082953849_111	ENTRY 1	2022-03-03 08:29:55	
6	20220303082950965_111	ENTRY 1	2022-03-03 08:29:52	
7	20220303082948001_111	ENTRY 1	2022-03-03 08:29:49	
8	20220303082945179_111	ENTRY 1	2022-03-03 08:29:46	
9	20220303082942479_111	ENTRY 1	2022-03-03 08:29:44	
	20220303082939814_111	ENTRY 1	2022-03-03 08:29:41	
11	20220303082936960_111	ENTRY 1	2022-03-03 08:29:38	
12	20220303082933892_111	ENTRY 1	2022-03-03 08:29:35	
13	20220303082930832_111	ENTRY 1	2022-03-03 08:29:32	

Payment	Vehicle in line	Entry record	Exit record	Alert
	SN#	Exit	Time	
▶ 1	20220222112141185_121	EXIT 1	2022-02-22 11:21:41	
2	20220222112035129_121	EXIT 1	2022-02-22 11:20:35	
3	20220222111943210_121	EXIT 1	2022-02-22 11:19:43	
4	20220222105010444_121	EXIT 1	2022-02-22 10:50:10	
5	20220222105003592_121	EXIT 1	2022-02-22 10:50:04	
6	20220222102459675_121	EXIT 1	2022-02-22 10:25:00	
7	20220222102411010_121	EXIT 1	2022-02-22 10:24:12	
8	20220222101957877_121	EXIT 1	2022-02-22 10:19:58	
	20220222101903336_121	EXIT 1	2022-02-22 10:19:04	
10	20220222101704891_121	EXIT 1	2022-02-22 10:17:05	
11	20220222101702787_121	EXIT 1	2022-02-22 10:17:03	
12	20220222101131874_121	EXIT 1	2022-02-22 10:11:32	
13	20220222101115837_121	EXIT 1	2022-02-22 10:11:16	

## Alarm message:

To show alarm message if ticket/card dispenser lack paper or card

Payment	Vehicle in line	Entry record	Exit record	Alert
Remove				
Waiting for process				
<input type="checkbox"/>	Select	Equipment	Alert no.	Record setup time
Alert info				
Done				
	Equipment	Alert no.	Alert info	Process time

Shift operation: Click "Shift", it display "Are you sure to shift?", click "Yes" to confirm swift to next operator.

