



**20 Years Professional Car Parking Equipment Manufacturer**  
**+ Parking Integrated Solution Provider**



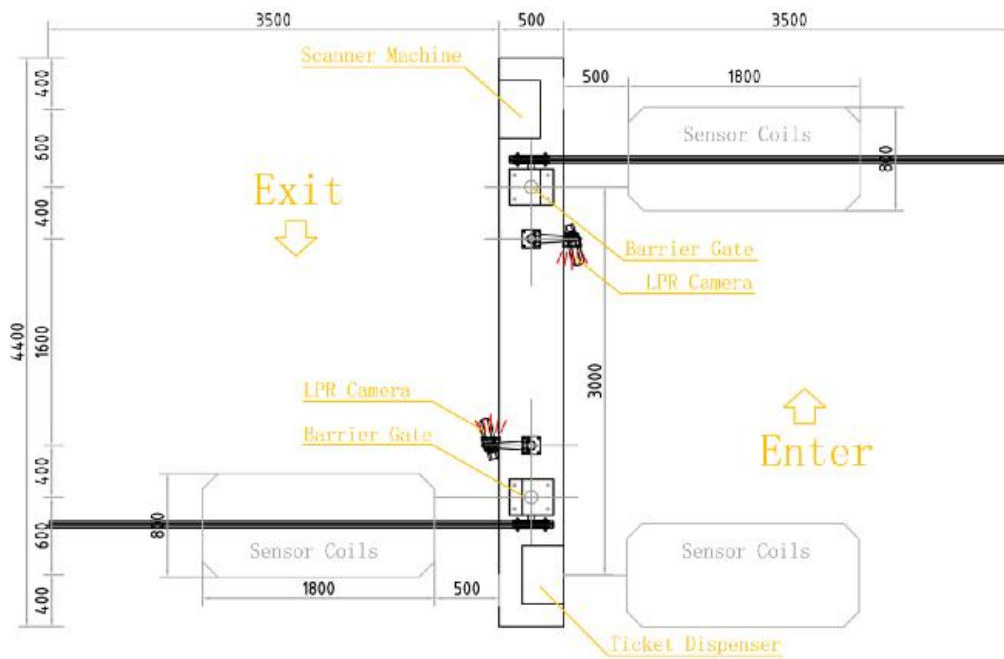
**Add:** 7th floor ,Lanbaoxing Building,No.333 Nansha Avenue,Nansha District, Guangzhou ,  
China 511400

**Tel:** 0086-20-39005896 **whatsapp/Skype:** +86 13925025788 **Wechat:** 13925025788

**Email:** wilson@comaparking.com

<http://www.coma-carparking.com/>

# Ticket+Card Parking Management System



## Features:

### Heavy duty, well finished IP64 cabinet

The cabinet adopt cold-rolled plate and static electricity sprayed anti-UV surface which is no-scale and unfading, conformed to the IP64 dust-proof and waterproof.

### User-Friendly LCD screen and voice prompt

The controller can be equipped with LCD/LED screen on which "welcome", "bye bye" and your company logo, time info are simply and friendly shown. Voice prompt gives a warm-hearted welcome and operation guide to parkers.




### Unattended Entry & Exit

Unattended entry helps you reduce labor cost. Hourly parkers themselves take barcode ticket from entry station, scan paid ticket at exit station to leave.

While season parkers get access by self-service swiping their cards on entry station.





### High Capacity Ticket Box


High capacity of 2,000 to 2,500 tickets makes it unnecessary to change paper in the ticket box frequently. Ticket box can also dispense tickets quickly and steadily.

### Latest module design



### Lack Paper Reminding

When ticket is going to run out, management system will receive a alert message to remind to change paper roll, which is a humanized design.



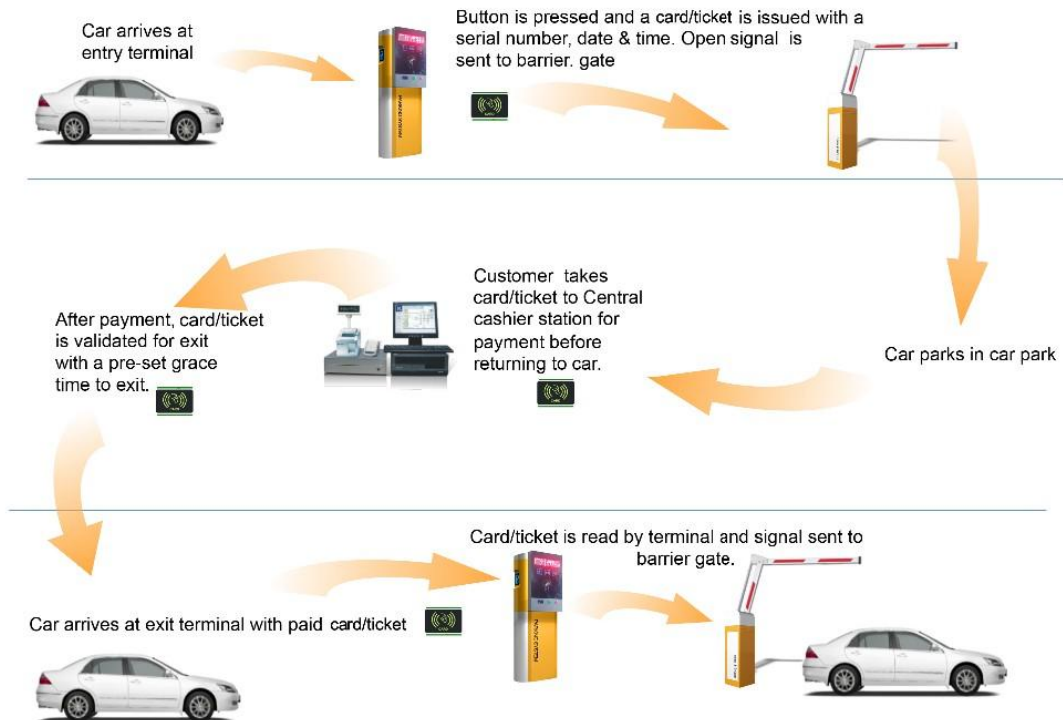
### Season parkers leave by swiping card

Season parkers leave by self-service swiping their cards on exit station, which reduces your labor cost.



## Ticket Dispensing & Ticket Scanner with Central Payment System

Hourly parkers take barcode ticket at entry, walk to central paypoint to pay cash, and drive to the exit to scan barcode ticket at exit scanner to leave, season parkers get access and leave by self-service swiping their cards on entry ticket dispenser and exit ticket scanner respectively. It's ideal solution for parking lots for shopping mall, airport, exhibition, residential area etc.




### CENTRAL PAYMENT POINT

Hourly parkers pay cash at central payment point


#### **By Automatic Payment Machine(APM or APS)**

When leaving, hourly parker scan barcode ticket on APM, touch screen will display parking information and parking fee. Insert bill or coin, give change, and print a paid receipt. Go to exit station to scan barcode ticket which you took at the entrance, barrier gate open and vehicle exit.



 **P**<sub>24h</sub> \* This machine accepts bank note and coin.  
\* Please leave the parking lot within    minutes after paid.

### Payment Information

	Plate No. <input type="text"/>	Already Paid <input type="text"/>
	Enter Time <input type="text"/>	Still Need to Pay <input type="text"/>
	Parking Time <input type="text"/>	Coupon Fee <input type="text"/>
	Parking Fee <input type="text"/>	Change Amount <input type="text"/>

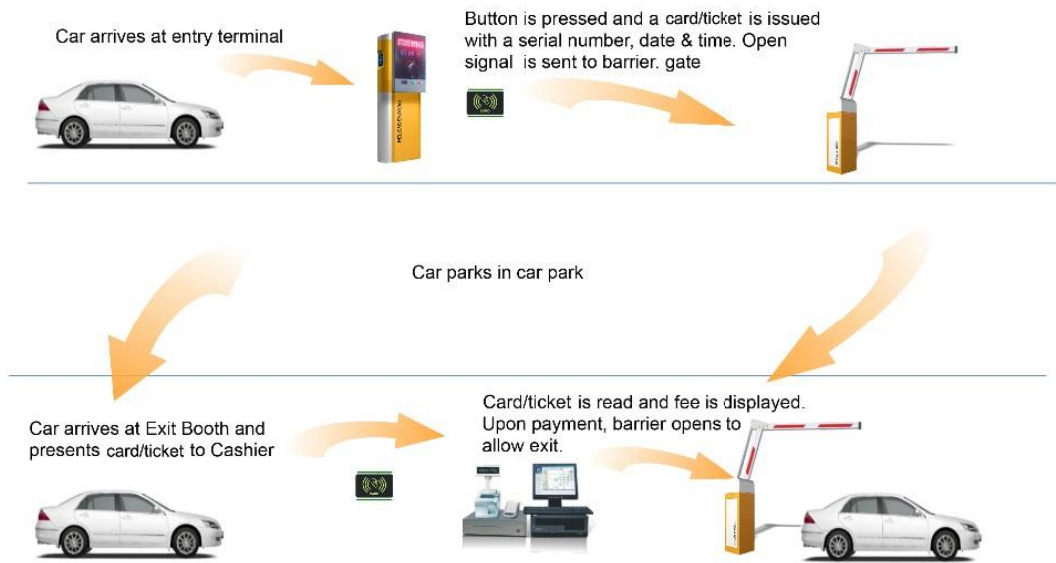
Self-service parking payment machine provides you convenient service.

**By manual payment station:**

When leaving, hourly parkers walk to central paypoint and give ticket to the guard, and the guard scan the ticket by a scanner and collect cash(can use POS machine to swipe bank card), then return the paid ticket to hourly parkers. The charging data will be displayed and paid info will be stored in parking system.



## Ticket Dispensing & Ticket Scanner(Exit Payment Model)

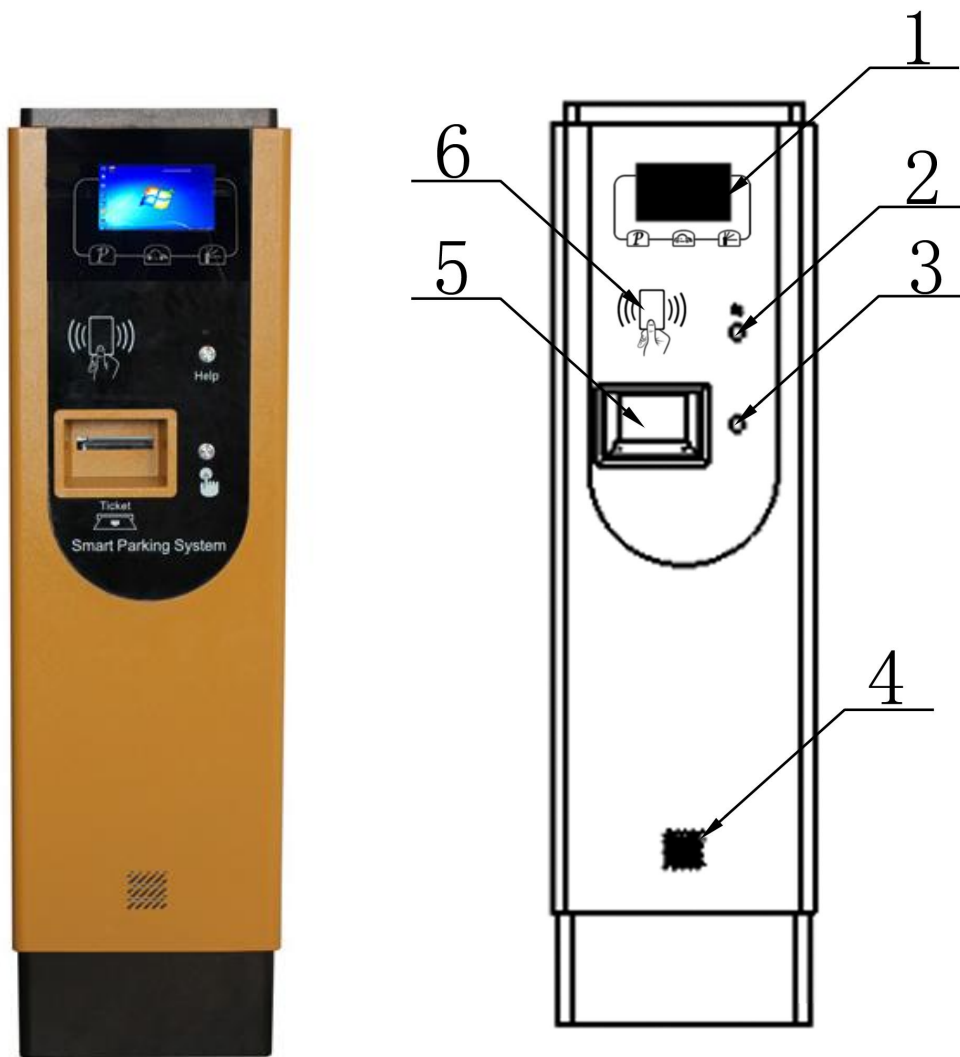


### PAY AT EXIT PARKING SYSTEM



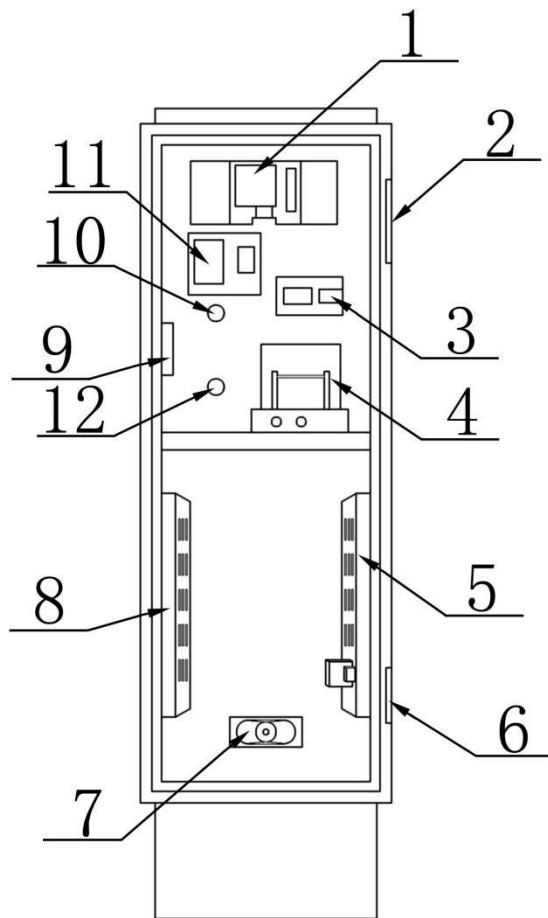


## Ticket Dispenser (Entrance)



NO.	ITEM
1	7"LCD screen
2	Intercom button
3	Ticket button
4	Speaker for voice prompt
5	Ticket slot
6	Card reader

## Internal Structure:

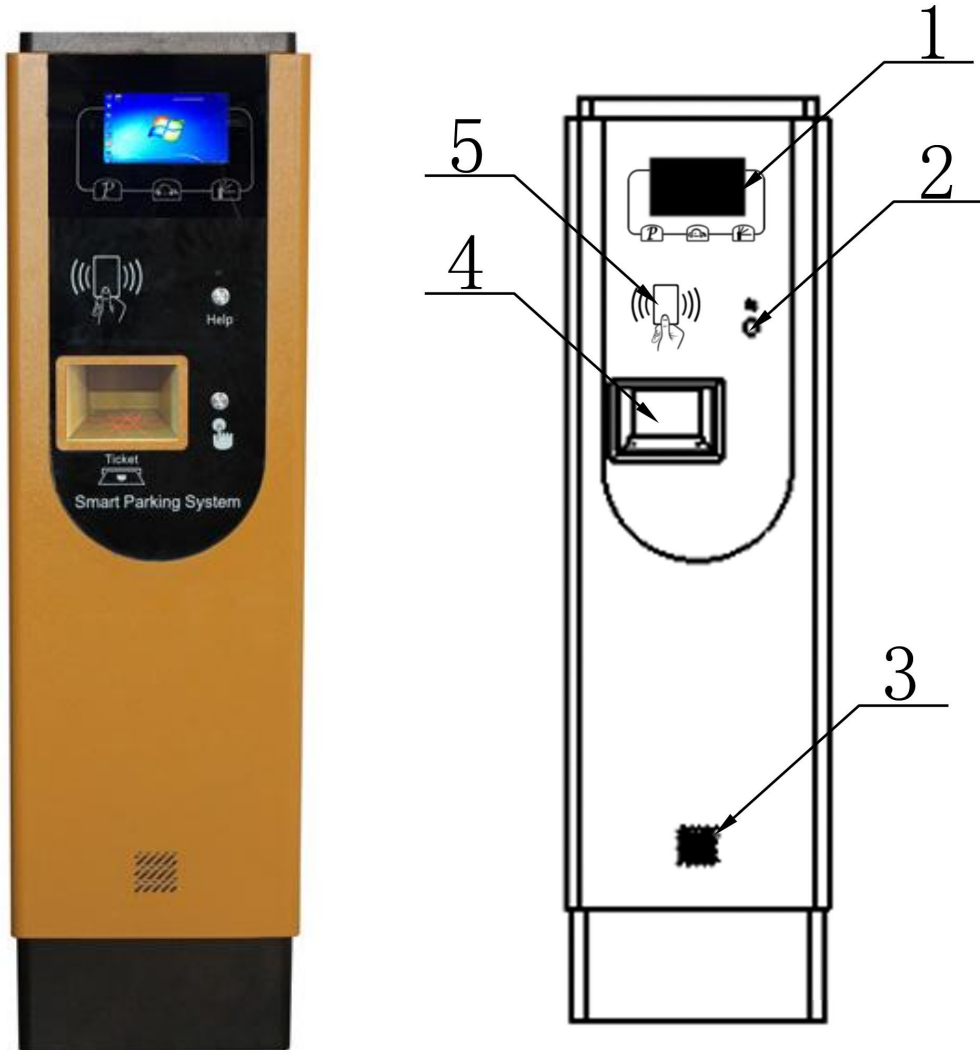


NO.	ITEM
1	7"LCD screen
2	LED light
3	Card reader
4	Ticket printer
5	Power box and loop detector
6	LED light
7	Speaker for voice prompt
8	Industrial controller
9	Speaker for intercom
10	Intercom button
11	Intercom board
12	Ticket button

Specification CMK802	
Power supply	AC 110/220V±10%, 50/60HZ, Max.1.5A
Environmental temperature:	-20°C- +50°C
Humidity:	10%~95%
Ticket type:	Barcode
Ticket size:	80mm (W)
Capacity:	2,000-2,500 pcs. (diameter150mm) per roll
Ticket Cutter:	high strength, free maintenance
Ticket dispensing time:	<1s
Card reader Interface:	Rs 232 interface
Card Reader type:	ID/IC card

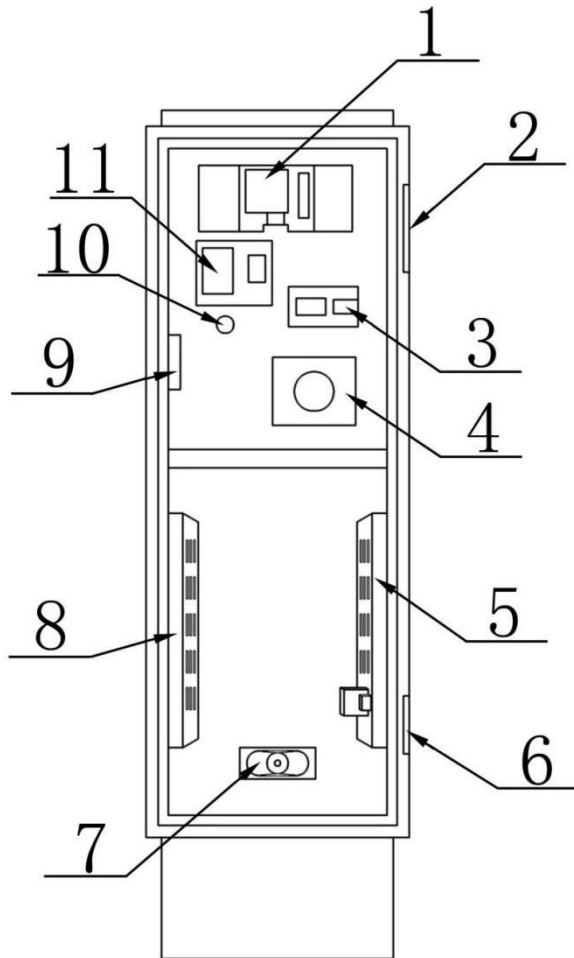
Card reading and verifying time	<1s
Reading range:	0-8cm
LCD Display:	7 inch TFT resolution 800×480 Brightness: 400 cd/m <sup>2</sup> Contrast: 500:1
Intelligent Control Unit:	J1900 4-cores, 2.0G
	Rs232×5 no.s
	Multi Relay output
	HDMI×1
	USB×4
	Audio output×1
Dimension (mm)	410*320*1470
Net weight: (KG)	45
Gross weight: (KG)	55

## Ticket Scanner(Exit)



NO.	ITEM
1	7"LCD screen
2	Intercom button
3	Speaker
4	Ticket scanner
5	Card reader


## Internal Structure:



NO.	ITEM
1	7"LCD screen
2	LED light
3	Card reader
4	Barcode ticket scanner
5	Power box and loop detector
6	LED light
7	Speaker for voice prompt
8	Industrial controller
9	Speaker for intercom
10	Intercom button
11	Intercom board


<b>Specification CMK803</b>	
Power supply	AC 110/220V±10%, 50/60HZ, Max.1.5A
Environmental temperature:	-20°C- +50°C
Humidity:	10%~95%
Ticket verifying time:	<2s
Card Reader type:	ID/IC card
Card reading and verifying time	<1s
Reading range:	0-8cm
LCD Display:	7 inch TFT resolution 480×800 Brightness: 400 cd/m <sup>2</sup> Contrast: 500:1
Intelligent Control Unit:	J1900 4-cores, 2.0G
	RS232×5 no.s
	Multi Relay output
	HDMI×1
	USB×4
	Audio output×1
Dimension (mm)	410*320*1470
Net weight: (KG)	45
Gross weight: (KG)	55






There are 4 line/cable connect to ticket machine

- 1. Signal line to barrier gate(to open it)
- 2. Loop coils
- 3. Power supply
- 4. Network cable





Power supply



Network cable