


## Parking flap lock unit for outdoor parking lots



Smart parking flap lock is specially designed for the demand of self-service on-street parking spots smart management, use the combination of accurate mechanical transmission technology and mechanical electronic control technology, could manage the parking spots very efficiently. The equipment work with geomagnetism vehicle detector, coil vehicle detector and auto pay station easily, all equipment compose the self-service on-street parking spots management system.

This parking flap barrier is widely used in small parking lots, with 20-50 spaces. With the application of parking flap barrier in each space and the auto pay station, the parking lot can realize unattended management, which can save labor cost a lot.

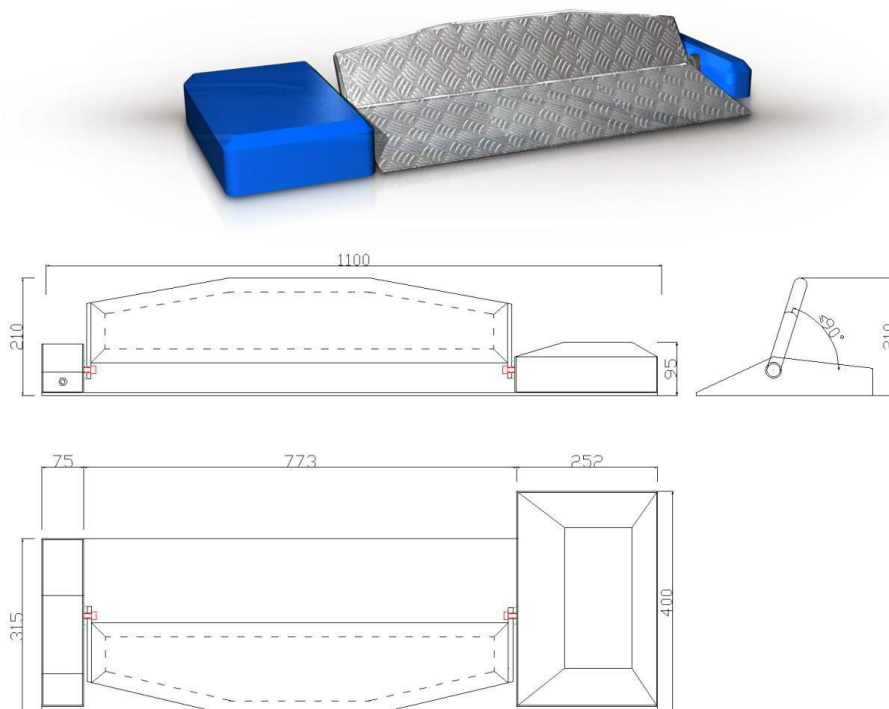


**Parameter**

Voltage	AC 220V
power consumption	60W
current	6MA
Lifting weight	210mm
Rising time	2s
size	L*W*H 1100*400*95MM
Net weight	45kg
package	carton
gross weight	47kg
working temperature	-35 ~ +65 degree
Communication	RS485

**Feature**

- Excellent safety. Vehicle detector underground detects car coming, then flap will automatically rise.
- Durability, Reliability. Short motor running time, long running life
- Motor driving movement, low power motor driving, light weight design.
- Can be controlled by remote controller
- It can be connected with auto pay station or parking meter and controlled by the management center.



### Process flow chart

After parking a car on these types of parking lots, a flap will rise to hold the car. When the flap rises, the time counter will start. The payment for the parking fee will be at the fare adjustment machine. For payment, enter the number of your parking spot, then press the button for confirmation, followed by the payment button. Move the car only after making sure the flap has gone down.

## 1. Flap-lock Parking

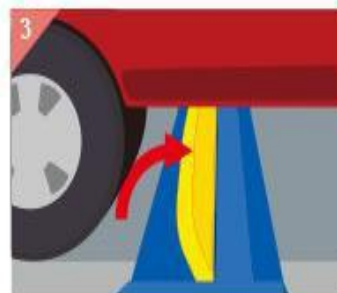
### • Parking Procedure



Flap lock is installed in the middle of each parking space. Sometimes flap lock can be found in front of the parking space.



Drive over the flap lock and park the car at the vacant space. Even if it is vacant, do not park when the flap lock is up.



Park the car within 2 minutes. The flap lock will rise automatically.

### • Payment Procedure



Remember the number of the parking space.



Press the space number at the payment machine. After paying parking fee, the parking flap-lock will go down automatically.



Make sure that the flap is down before you drive out from the space.

Project

